

---

# Systems Biology Markup Language (SBML) Level 3 Proposal: Model Composition Features

---

Andrew Finney  
afinney@cds.caltech.edu

May 2, 2003

## Contents

<b>1</b>	<b>Introduction</b>	<b>2</b>
<b>2</b>	<b>Acknowledgements</b>	<b>2</b>
<b>3</b>	<b>Overview</b>	<b>2</b>
<b>4</b>	<b>Submodels</b>	<b>2</b>
4.1	Libraries of models . . . . .	4
<b>5</b>	<b>Instances</b>	<b>4</b>
5.1	Issue . . . . .	5
<b>6</b>	<b>Object References</b>	<b>5</b>
6.1	Issue . . . . .	6
<b>7</b>	<b>Links</b>	<b>6</b>
7.1	Link Validity . . . . .	7
<b>8</b>	<b>Ports</b>	<b>7</b>
<b>9</b>	<b>Examples using Links</b>	<b>8</b>
9.1	Model Composition Without Ports . . . . .	8
9.2	Model Composition with Ports . . . . .	10
<b>10</b>	<b>Direct Links</b>	<b>11</b>
10.1	Direct links using ports . . . . .	12
10.2	Direct links in math expressions . . . . .	12
10.3	Semantics of Missing Links . . . . .	13
<b>11</b>	<b>Example of Direct links</b>	<b>13</b>
	<b>References</b>	<b>15</b>

# 1 Introduction

This document describes proposed features for inclusion in Systems Biology Markup Language (SBML) Level 3. This document describes features enabling the composition of models from multiple instances of submodels.

This document is not a definition of SBML Level 3 or part of it. This document simply presents various features which could be incorporated into SBML Level 3 as the Systems Biology community wishes. This document is intended for detailed review by that community and to provoke alternative proposals. This proposal is designed to provide an alternative permutation of ideas proposed by Martin Ginkel (Ginkel, 2002) and Jonathan Webb (Webb, 2003). This proposal is designed with a proposal for arrays (Finney et al., 2003) in mind and is one important motivations for the creation of this proposal.

Throughout this document issues that the author believes will require further discussion have been highlighted.

For brevity the text of this document is with reference to SBML Level 2 (Finney et al., 2002) i.e. features are described in terms of changes to SBML Level 2. In addition for brevity the UML diagrams in this proposal show only new attributes and types for SBML Level 3. For SBML Level 2 types Level 2 attributes are meant to be present in SBML Level 3.

All types proposed in this document will be derived from the `SBase` type.

## 2 Acknowledgements

This proposal is based upon the prior proposals made by Martin Ginkel (Ginkel, 2002) and Jonathan Webb (Webb, 2003). This proposal has benefitted from discussions the author had with Martin and Jonathan.

## 3 Overview

A UML diagram for the proposal is shown in figure 1.

A under this proposal a `Model` structure would have an optional lists of `Model` (see section 4), `Instance` (see section 5), `Link` (see section 7) and `Port` (see section 8) structures. Section 6 describes the generic mechanism for referring to objects in models that is used in this proposal. Complete examples of models using these proposed structures is given in section 9.

The new structures attached to `Model` structures are sufficient for model composition however section 10 describes modifications to existing SBML Level 2 components like `SimpleSpeciesReference` which enables this proposal to be more flexible. An example is given in section 11 which demonstrates this feature.

## 4 Submodels

In this proposal a model can contain any number of submodels. A submodel is a full fledged model with its own namespace: object identifiers are only in scope within the immediate enclosing `Model` structure. These submodels may or may not be part of the actual model description i.e. instances of these submodels may or may not occur in the enclosing model. Instances of these submodels are created through the use of `Instance` structures (see section 5). A submodel does not have to be included within a composed model. A submodel can be external to the composed model (see section 5).

The following example shows a submodel enclosed in another model. The submodel `inner` is redundant as no instance of it exists in the `outer` model.

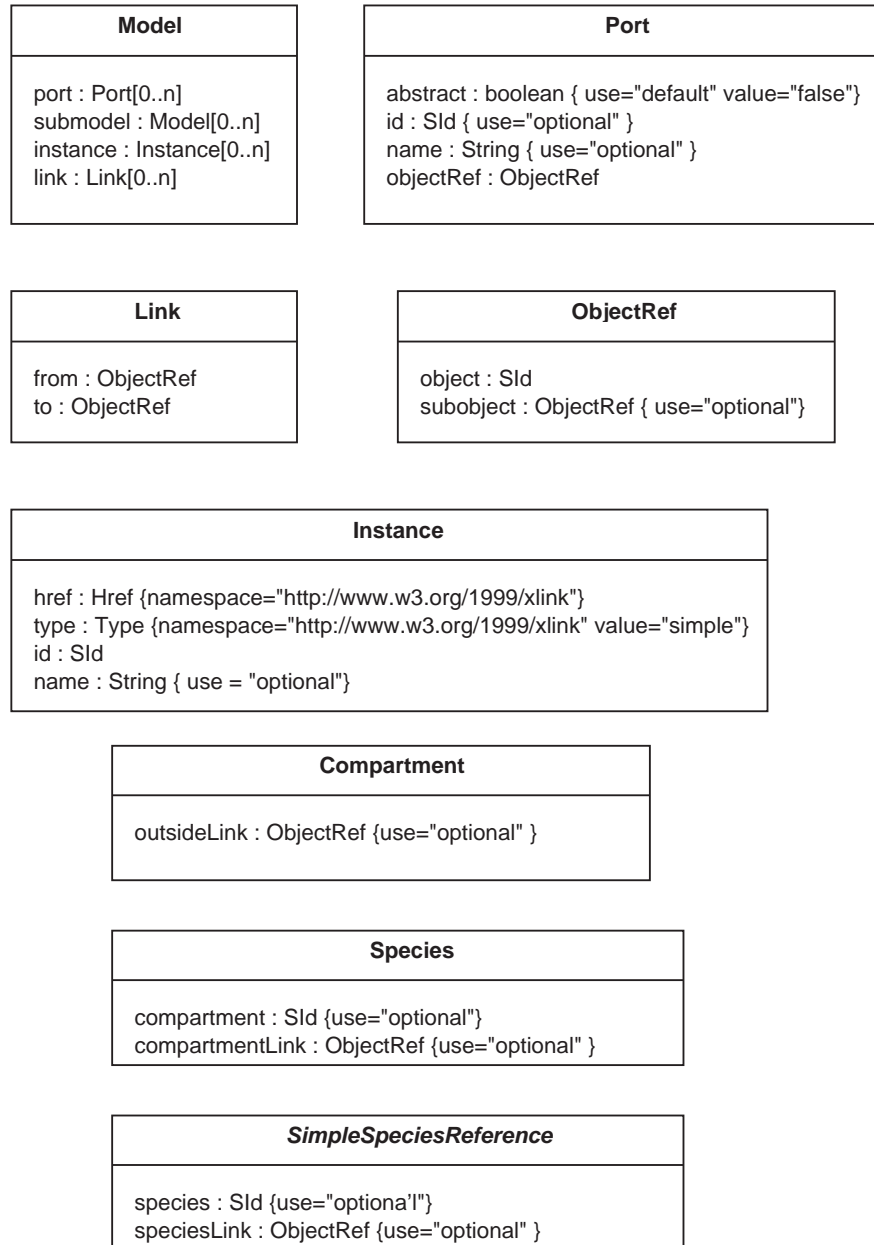


Figure 1: The types and attributes introduced into SBML by this proposal

```
<?xml version="1.0"?>
<sbml xmlns="http://www.sbml.org/sbml/level3" version="1" level="3">
  <model id="outer">
    <listOfCompartments>
      <compartment id="compartmentOne" volume="1"/>
    </listOfCompartments>
    <listOfSpecies>
      <species id="S1" initialAmount="10" compartment="compartmentOne">
      <species id="X0" initialAmount="0" compartment="compartmentOne">
    </listOfSpecies>
    <listOfReactions>
      <reaction id="reaction_1" reversible="false">
        <listOfReactants>
```

```

        <speciesReference species="X0" stoichiometry="1"/>
</listOfReactants>
<listOfProducts>
    <speciesReference species="S1" stoichiometry="1"/>
</listOfProducts>
<kineticLaw>
    <math xmlns="http://www.w3.org/1998/Math/MathML">
        <apply>
            <times/>
            <ci> k3 </ci>
            <ci> S1 </ci>
        </apply>
    </math>
    <listOfParameters>
        <parameter id="k3" value="0"/>
    </listOfParameters>
</kineticLaw>
</reaction>
</listOfReactions>
<listOfSubmodels>
    <model id="inner">
        <listOfCompartments>
            <compartment id="compartmentOne" volume="1"/>
        </listOfCompartments>
        <listOfSpecies>
            <species id="S1" initialAmount="0" compartment="compartmentOne">
            <species id="X0" initialAmount="0" compartment="compartmentOne">
        </listOfSpecies>
        <listOfReactions>
            <reaction id="reaction_1" reversible="false">
                <listOfReactants>
                    <speciesReference species="X0" stoichiometry="1"/>
                </listOfReactants>
                <listOfProducts>
                    <speciesReference species="S1" stoichiometry="1"/>
                </listOfProducts>
            </reaction>
        </listOfReactions>
    </model>
</listOfSubModels>
</model>
</sbml>

```

## 4.1 Libraries of models

A SBML stream can be interpreted as a library of models if the top level `Model` structure only contains a list of submodels. The previous example would not be considered a library.

## 5 Instances

Under this proposal a model can be composed of instances of submodels through the use of `Instance` structures. An `Instance` structure refers to a `Model` structure. An `Instance` structure simply represents a copy of that `Model` structure within the current model.

An `Instance` structure uses `XLink` (DeRose et al., 2001) attributes to refer to a submodel inside or outside the stream containing the `Instance` structure. The `href` attribute contains an `XPointer` (DeRose et al., 2002) string that points to either an SBML model document or to an model element. If the pointer refers to an SBML document then the pointer is equivalent to a pointer referring to the top-level model in that document. The `type`, which must have the value `simple`, simply indicates the `XLink` type of `Instance`. The `Instance` structure has an `id` attribute to identify the instance. This identifier exists in the immediate enclosing model's namespace.

For example the following fragment, if inserted into the previous example, refers to the inner model:

```

<listOfInstances>
  <instance
    id="innerA"
    xlink:type="simple"
    xlink:href="#xpointer(/sbml/model/listOfSubmodels/model[@id=%22inner%22])"/>
</listOfInstances>

```

The following fragment is an equivalent reference from another model to the original example contained in a file X.xml:

```

<listOfInstances>
  <instance
    id="innerA"
    xlink:type="simple"
    xlink:href="X.xml#xpointer(/sbml/model/listOfSubmodels/model[@id=%22inner%22])"/>
</listOfInstances>

```

The following fragment is a reference from another model to the top-level model contained in a file X.xml:

```

<listOfInstances>
  <instance
    id="innerB"
    xlink:type="simple"
    xlink:href="X.xml"/>
</listOfInstances>

```

## 5.1 Issue

We used XLink to refer to submodels because its a standard mechanism for linking XML elements inside and outside a given document. XLink attributes can be interpreted by XML aware tools.

We may wish to significantly restrict the content of the href attribute content to consist only of the form, in BNF

```

wholeURI ::= URI | XPointer
Xpointer ::= (URI)"#xpointer(/sbml/model" modelreference* ")"
modelReference ::= "/listOfSubmodels/model[@id=%22" SId "%22]"

```

The advantage is that parsers won't be required to parse and execute the whole XPath syntax which may require SBML streams to be stored in DOM form for access by generic XPointer evaluators. However tools that can interpret the full XPath syntax would still be able to interpret the XLink attributes. This restricted form is unambiguous unlike some potential XPath strings.

## 6 Object References

Each instance structure has an *implied* content which reflects the content of the referenced Model structure. This section describes an scheme for referencing the structures implied by instances. This scheme is required so that links can be made between models. These links enable a model composed of instances to be literally more than a sum of its parts (see section 7).

The implied content of an instance doesn't correspond directly to any XML structure. For example consider 2 instances which reference the same submodel. There doesn't exist anywhere the 2 XML elements that represent the components that are implied by the 2 instances and thus it is not seem appropriate to use XML addressing schemes such as XPointer to reference them. Instead this section proposes a reference scheme specific to SBML Level 3.

The ObjectRef structure is used to refer to content implied by instances. The object referenced by a single ObjectRef structure depends on the context and the content of the structure's object field. The object field can refer to components including instances but not models. If the ObjectRef is not contained within another ObjectRef then the object field refers to a component in the immediate enclosing Model structure. In any context if the object field refers to an instance or a reaction the ObjectRef structure must contain a subobject attribute i.e. a nested ObjectRef.

Consider a `ObjectRef` structure enclosed inside another `ObjectRef` structure where the enclosing structure refers to an instance. The enclosed structure can refer to a component in the submodel referenced by that instance. If this referenced component is an instance then the process continues recursively building up a path to a component.

Consider a `ObjectRef` structure enclosed inside another `ObjectRef` structure where the enclosing structure refers to a reaction. The enclosed structure can refer only to parameters defined within the reaction.

This scheme deliberately cannot create references to instances, models or reactions.

In the following examples the outer `ObjectRef` is contained in arbitrarily named field `test`. All these examples are located in the top level model of the model example above. The first example refers to the top-level species `S1`.

```
<test object="S1"/>
```

The following example refers to the parameter of the reaction in the top level model

```
<test object="reaction_1">
  <subobject object="k3"/>
</test>
```

The remaining example in this section is based on the following instance occurring in the model

```
<listOfInstances>
  <instance
    id="innerA"
    xlink:type="simple"
    xlink:href="#xpointer(/sbml/model/listOfSubmodels/[@id=%22inner%22])"/>
</listOfInstances>
```

The following example refers to the species `S1` contained inside instance `innerA`.

```
<test object="innerA">
  <subobject object="S1"/>
</test>
```

## 6.1 Issue

Given the form of model composition given here we could use a simpler form consisting of an attribute containing a sequence of `SId` strings separated by whitespace. Such scheme would be difficult to extend to incorporate planned Level 3 features such as arrays.

## 7 Links

To enable models to be meaningfully composed linkages between instances need to be created. A model can contain a set of `Link` elements each of which contain 2 `ObjectRef` fields: `from` and `to`. These fields can only refer to ports, species, parameter and compartment components in the top level model and/or implied within instances.

A `Link` structure should be interpreted as follows. The object referenced by the `from` field (*from object*) merges with the object referenced by the `to` field (*to object*) to become the same entity. These objects are called the referenced objects. The attribute values of the *to object* are replaced by those of the *from object*. The value of an optional attribute without a default (e.g. `initialAmount` on `Species`) is either taken from the referenced object on which the attribute value is supplied or from the *from object* if it is supplied by both objects. Structures (e.g. `SpeciesReference`) that refer to either object effectively refer to the combined entity. Any assignment rules that control the value of a *from object* replace those controlling a *to object*. The merged entities should obey all the semantic rules of SBML Level 2.

The interpretation of a `Link` structure referencing a port is described in section 8.

In any list of links in a model an object cannot be referenced by more than one `Link to` field i.e. an object can't be overloaded twice at the same level in the instance hierarchy.

For example given the following instance in the model above.

```
<listOfInstances>
  <instance
    id="innerA"
    xlink:type="simple"
    xlink:href="#xpointer(/sbml/model/listOfSubmodels/model[@id=%22inner%22])"/>
</listOfInstances>
```

We can define a link from species S1 in the top level model to the species X0 in the innerA instance.

```
<listOfLinks>
  <link>
    <from object="S1"/>
    <to object="innerA">
      <subobject object="X0"/>
    </to>
  </link>
</listOfLinks>
```

The concentration of the combined object is 10. The combined object is produced by `reaction_1` in the top level model and consumed by `reaction_1` in instance `innerA`.

See section 9.1 for a complete example.

## 7.1 Link Validity

It should be obvious that for a composed model to work correctly some restrictions should be imposed on the linkages that can be made. It is not yet clear how far this should be defined as part of the language. Some parts of this section could be regarded as guidance for software that may wish to check the state of models during composition.

### 7.1.1 Type correspondence

Components of different types (species, compartment or parameter) cannot be linked.

### 7.1.2 Unit Correspondence

The unit system of SBML Levels 1 and 2 was designed with model composition in mind. Linked components can be checked to ensure that their assigned units match.

## 8 Ports

Although there is no consensus for it in the biochemical network modelling community some researchers believe that submodels need to have well defined interfaces to successfully support model composition. Briefly the arguments for having interfaces are as follows.

- An interface provides a “contract” between a submodel and models composed from that submodel. The contract can be maintained even when the submodel internals are significantly changed.
- The contract can be “implemented” by several alternative submodels with the same interface. These alternative submodels may use different simulation paradigms and/or encode different hypotheses for the modelled phenomena.
- The interface facilitates the documentation of the function of the submodel from the perspective of a modeller wishing to reuse the submodel.

The counter argument is that any hierarchy in biochemical networks is only used to structure the human knowledge of the networks. A modeler can’t anticipate all the connections that may be discovered between submodels in those networks. What works in software forward engineering may not work in biochemical network reverse engineering.

This proposal doesn't enforce the use of interfaces but does allow the definition of model interfaces and the linking to/from objects on an interface. Under this proposal it is valid to simultaneously use and ignore model interfaces.

Under this proposal a model's interface is defined by the list of **Port** structures contained in the model. A **Port** structure has an object reference field which refers to a given component within the model (including components inside instances). The other fields on the **Port** structure are optional **id** and **name** fields. If the **id** attribute is not present then a **Port** structure simply indicates that the referenced object is part of the defined interface. If the **id** attribute is present then its value can be used as alternative alias for the referenced object. This alias is for use in object reference structures and in other **SIid** fields. The alias is in the containing model's component namespace.

The **abstract** optional boolean attribute on the **Port** structures indicates that the referenced object is "designed" to be referenced by the **to** field of a **Link** structure (it is an *abstract port*). The **abstract** field has only a documentation function: tools may or may not wish to raise errors when an *abstract port* is used as a *from object*.

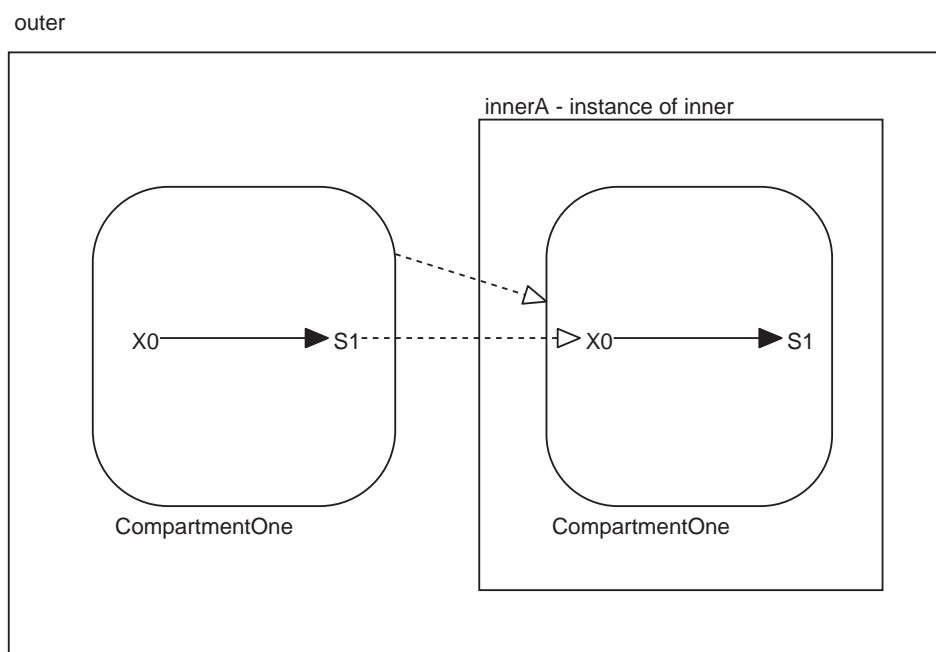
A **Link** structure references a port by using the port's **id** field value. The semantics of such a link are identical to a link that references the object referenced by the port.

## 9 Examples using Links

This section contains complete model examples using links.

### 9.1 Model Composition Without Ports

Figure 2 shows the important components and relationships of the following example model



**Figure 2:** The structure of the *outer* model. The rounded rectangles are compartments. The proper rectangles are model instances. Dashed arrows are links. Solid arrows are reactions.

```

<?xml version="1.0"?>
<sbml xmlns="http://www.sbml.org/sbml/level3" version="1" level="3">
  <model id="outer">
    <listOfCompartments>
      <compartment id="compartmentOne" volume="1"/>
    </listOfCompartments>
    <listOfSpecies>
      <species id="S1" initialAmount="10" compartment="compartmentOne">
      <species id="X0" initialAmount="0" compartment="compartmentOne">
    </listOfSpecies>
    <listOfReactions>
      <reaction id="reaction_1" reversible="false">
        <listOfReactants>
          <speciesReference species="X0" stoichiometry="1"/>
        </listOfReactants>
        <listOfProducts>
          <speciesReference species="S1" stoichiometry="1"/>
        </listOfProducts>
      </reaction>
    </listOfReactions>
    <listOfSubmodels>
      <model id="inner">
        <listOfCompartments>
          <compartment id="compartmentOne" volume="1"/>
        </listOfCompartments>
        <listOfSpecies>
          <species id="S1" initialAmount="0" compartment="compartmentOne">
          <species id="X0" initialAmount="0" compartment="compartmentOne">
        </listOfSpecies>
        <listOfReactions>
          <reaction id="reaction_1" reversible="false">
            <listOfReactants>
              <speciesReference species="X0" stoichiometry="1"/>
            </listOfReactants>
            <listOfProducts>
              <speciesReference species="S1" stoichiometry="1"/>
            </listOfProducts>
          </reaction>
        </listOfReactions>
      </model>
    </listOfSubModels>
    <listOfInstances>
      <instance
        id="innerA"
        xlink:type="simple"
        xlink:href="#xpointer(/sbml/model/listOfSubmodels/model[@id=%22inner%22])"/>
    </listOfInstances>
    <listOfLinks>
      <link>
        <from object="S1"/>
        <to object="innerA">
          <subobject object="X0"/>
        </to>
      </link>
      <link>
        <from object="compartmentOne"/>
        <to object="innerA">
          <subobject object="compartmentOne"/>
        </to>
      </link>
    </listOfLinks>
  </model>
</sbml>

```

Figure 3 shows the structure implied by the outer example model.

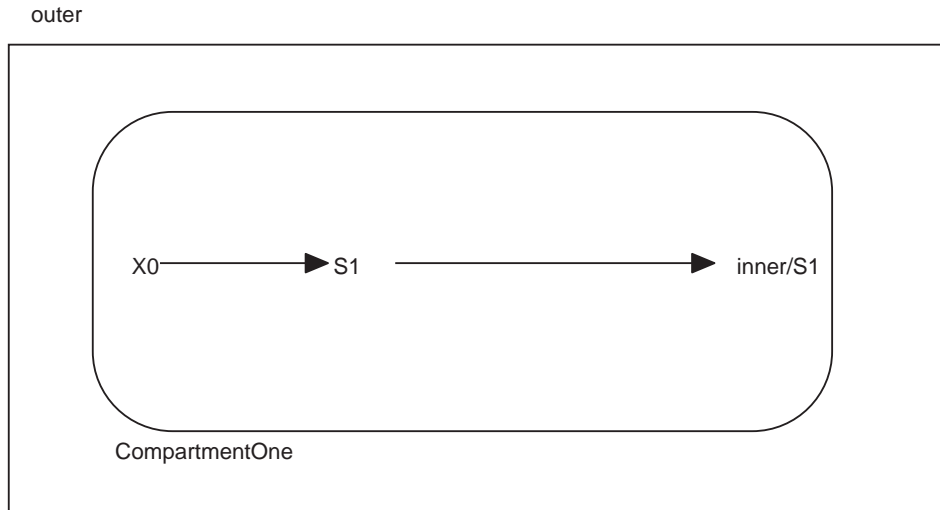


Figure 3: The implied form of the outer model

## 9.2 Model Composition with Ports

Figure 4 shows the important components and relationships of the following example model. The implied structure of this model is the same as that shown in figure 3.

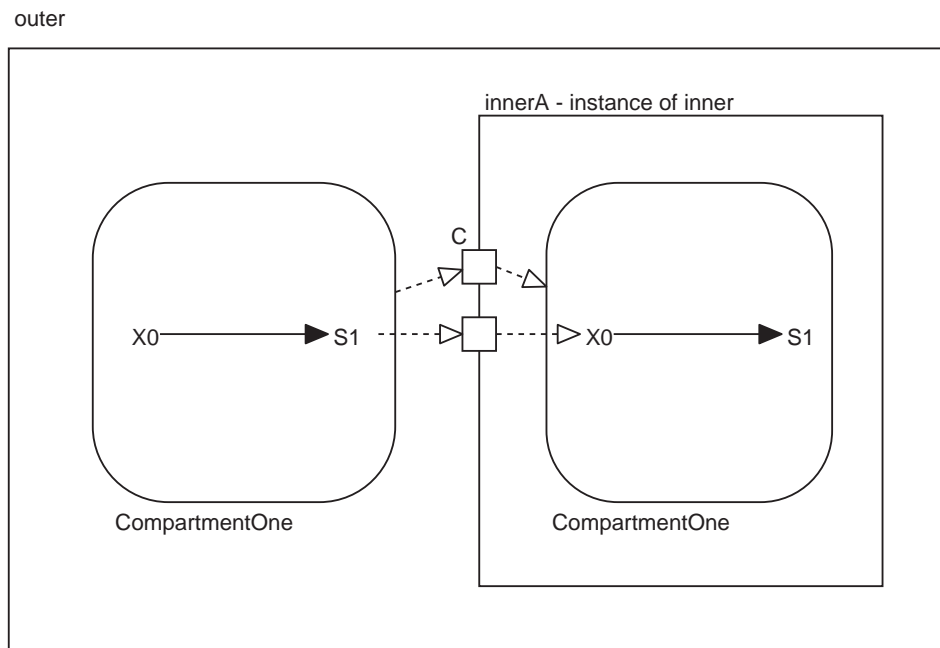


Figure 4: The structure of the outer\_with\_ports model

```
<?xml version="1.0"?>
<sbml xmlns="http://www.sbml.org/sbml/level3" version="1" level="3">
  <model id="outer_with_ports">
    <listOfCompartments>
      <compartment id="compartmentOne" volume="1"/>
    </listOfCompartments>
  </model>
</sbml>
```

```

<listOfSpecies>
  <species id="S1" initialAmount="10" compartment="compartmentOne">
  <species id="X0" initialAmount="0" compartment="compartmentOne">
</listOfSpecies>
<listOfReactions>
  <reaction id="reaction_1" reversible="false">
    <listOfReactants>
      <speciesReference species="X0" stoichiometry="1"/>
    </listOfReactants>
    <listOfProducts>
      <speciesReference species="S1" stoichiometry="1"/>
    </listOfProducts>
  </reaction>
</listOfReactions>
<listOfSubmodels>
  <model id="inner">
    <listOfCompartments>
      <compartment id="compartmentOne" volume="1"/>
    </listOfCompartments>
    <listOfSpecies>
      <species id="S1" initialAmount="0" compartment="compartmentOne">
      <species id="X0" initialAmount="0" compartment="compartmentOne">
    </listOfSpecies>
    <listOfReactions>
      <reaction id="reaction_1" reversible="false">
        <listOfReactants>
          <speciesReference species="X0" stoichiometry="1"/>
        </listOfReactants>
        <listOfProducts>
          <speciesReference species="S1" stoichiometry="1"/>
        </listOfProducts>
      </reaction>
    </listOfReactions>
    <listOfPorts>
      <port object="X0"/>
      <port id="C" object="compartmentOne"/>
    </listOfPorts>
  </model>
</listOfSubModels>
<listOfInstances>
  <instance
    id="innerA"
    xlink:type="simple"
    xlink:href="#xpointer(/sbml/model/listOfSubmodels/model[@id=%22inner%22])"/>
</listOfInstances>
<listOfLinks>
  <link>
    <from object="S1"/>
    <to object="innerA">
      <subobject object="X0"/>
    </to>
  </link>
  <link>
    <from object="compartmentOne"/>
    <to object="innerA">
      <subobject object="C"/>
    </to>
  </link>
</listOfLinks>
</model>
</sbml>

```

## 10 Direct Links

One of the problems with the proposal as described in the previous sections is that some forms of model composition that ought to be simple are less than straightforward. For example consider the composition of two models together simply by creating a reaction between them (an outer model contains two instances

and a reaction). Using the above form we would have to create new species for all the reaction's products, reactants and modifiers. These species would be linked to the appropriate species inside the instances. A more appropriate approach would be to enable the `SimpleSpeciesReference` structures of the reaction to reference the species inside the instances directly. This section proposed some modifications to existing structures of SBML to facilitate this kind of direct link.

Under this proposal, as shown in figure ??, types like `Species` have an additional field of type `ObjectRef` which can refer to objects inside instances. This field is an alternative to an existing `SIId` field.

On `Compartment` the `ObjectRef` field `outsideLink` is an alternative to the `SIId` field `outside`. Similarly on `Species` `compartmentLink` is an alternative to `compartment` and on `SpeciesReference` `speciesLink` is an alternative to `species`. In each of the types one and only one of these fields (`SIId` or `ObjectRef`) can have a value. For example `Species` structures can contain a value for `compartment` or `compartmentLink` but not both. It is possible for both the `SIId` or `ObjectRef` fields to be omitted. The semantics of this case are described in detail in section 10.3. For the moment the case where one of the fields is present is considered.

In each case the `ObjectRef` field can refer to an object of the appropriate type inside any instance: `Compartment` in the case of `compartmentLink` and `outsideLink`, `Species` in the case of `speciesLink`. Section 11 has an examples of a complete model using these fields.

The following example fragment is of a reaction transforming species `f` in instance `a` into species `e` in instance `b`.

```
<reaction id="reaction_1" reversible="false">
  <listOfReactants>
    <speciesReference stoichiometry="1">
      <speciesLink object="a">
        <objectRef object="f"/>
      </speciesLink>
    </speciesReference>
  </listOfReactants>
  <listOfProducts>
    <speciesReference stoichiometry="1">
      <speciesLink object="b">
        <objectRef object="e"/>
      </speciesLink>
    </speciesReference>
  </listOfProducts>
</reaction>
```

## 10.1 Direct links using ports

These new `ObjectRef` fields can reference port objects of the appropriate type in which case the direct link is equivalent to a direct link to the object referenced by the port structure.

## 10.2 Direct links in math expressions

To support direct links in math expressions we use a SBML specific operator via the the MathML `csymbol` element. This SBML operator has the URI, <http://www.sbml.org/symbols/instanceselector>. The `instanceselector` that takes an 2 arguments: the first is an instance of a submodel the second argument is an object inside that instance.

For example we can extend the previous fragment to contain a simple kinetic law referring to the reactant.

```
<reaction id="reaction_1" reversible="false">
  <listOfReactants>
    <speciesReference stoichiometry="1">
      <speciesLink object="a">
        <objectRef object="f"/>
      </speciesLink>
    </speciesReference>
  </listOfReactants>
  <listOfProducts>
```

```

    <speciesReference stoichiometry="1">
      <speciesLink object="b">
        <objectRef object="e"/>
      </speciesLink>
    </speciesReference>
  </listOfProducts>
</kineticLaw>
<math>
  <apply>
    <times/>
    <cn>0.1</cn>
    <apply>
      <csymbol
        encoding="SBML"
        definitionURL="http://www.sbml.org/symbols/instanceselector">
        .
      </csymbol>
      <ci>a</ci>
      <ci>f</ci>
    </apply>
  </apply>
</math>
</kienticLaw>
</reaction>

```

## 10.3 Semantics of Missing Links

### 10.3.1 Species

The figure ?? shows that the attributes `compartment` and `compartmentLink` on the `Species` type are optional. Thus it is possible to create a model containing species which are not located in a given compartment. Model composition enables such a model to be used in a submodel so that located species are linked to or from the unlocated species. The result is model in which all the species are correctly located. A model which is composed in such a way that species are left unlocated is incomplete. This feature should be used with care. All unlocated species have eventually to be located by links which limits the utility of this feature. There is no concept of a default compartment. This feature is useful if we wish to use model composition to implement parameter sets.

*issue*

Do we really want this?

### 10.3.2 SimpleSpeciesReference

Although figure ?? shows that the attributes `species` and `speciesLink` on the `SimpleSpeciesReference` type are optional one of these attributes must always be present on `SimpleSpeciesReference` structures. (There is no mechanism by which these structures can be linked together to ensure that the species is referenced correctly).

### 10.3.3 Compartment

The figure ?? shows that the attributes `outside` and `outsideLink` on the `Compartment` type are optional. In SBML Level 2 `outside` is optional and thus this attribute's semantics do not change in this proposal

## 11 Example of Direct links

The following model consists of two instances of a simple submodel. The submodel contains two species with a reaction between them. The top level model contains a reaction which links the two submodels together. Figure 5 shows the important components and relationships of the model.

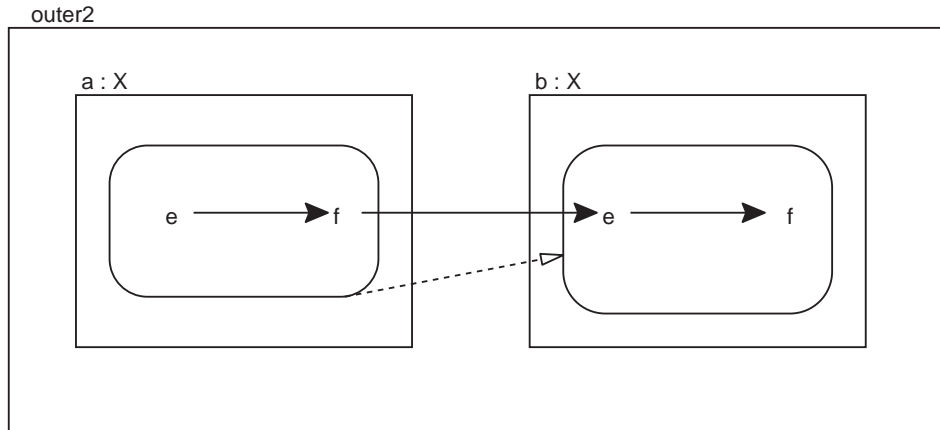


Figure 5: The structure of the outer2 model

```

<?xml version="1.0"?>
<sbml xmlns="http://www.sbml.org/sbml/level3" version="1" level="3">
  <model id="outer2">
    <listOfReactions>
      <reaction id="reaction_1" reversible="false">
        <listOfReactants>
          <speciesReference stoichiometry="1">
            <speciesLink object="a">
              <objectRef object="f"/>
            </speciesLink>
          </speciesReference>
        </listOfReactants>
        <listOfProducts>
          <speciesReference stoichiometry="1">
            <speciesLink object="b">
              <objectRef object="e"/>
            </speciesLink>
          </speciesReference>
        </listOfProducts>
        <kineticLaw>
          <math>
            <apply>
              <times/>
              <cn>0.1</cn>
              <apply>
                <csymbol
                  encoding="SBML"
                  definitionURL=
                    "http://www.sbml.org/symbols/instanceselector">
                </csymbol>
                <ci>a</ci>
                <ci>f</ci>
              </apply>
            </apply>
          </math>
        </kineticLaw>
      </reaction>
    </listOfReactions>
    <listOfSubmodels>
      <model id="X">
        <listOfCompartments>
          <compartment id="compartmentOne" volume="1"/>
        </listOfCompartments>
        <listOfSpecies>

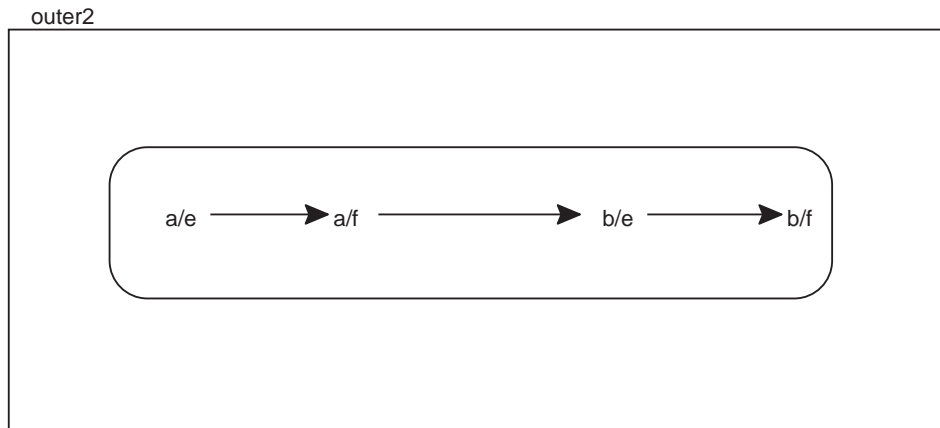
```

```

        <species id="e" initialAmount="0" compartment="compartmentOne">
        <species id="f" initialAmount="0" compartment="compartmentOne">
</listOfSpecies>
<listOfReactions>
  <reaction id="reaction_1" reversible="false">
    <listOfReactants>
      <speciesReference species="e" stoichiometry="1"/>
    </listOfReactants>
    <listOfProducts>
      <speciesReference species="f" stoichiometry="1"/>
    </listOfProducts>
  </reaction>
</listOfReactions>
</model>
</listOfSubModels>
<listOfInstances>
  <instance
    id="a"
    xlink:type="simple"
    xlink:href="#xpointer(/sbml/model/listOfSubmodels/model[@id=%22X%22])"/>
  <instance
    id="b"
    xlink:type="simple"
    xlink:href="#xpointer(/sbml/model/listOfSubmodels/model[@id=%22X%22])"/>
</listOfInstances>
<listOfLinks>
  <link>
    <from object="a">
      <subobject object="compartmentOne"/>
    </from>
    <to object="b">
      <subobject object="compartmentOne"/>
    </to>
  </link>
</listOfLinks>
</model>
</sbml>

```

Figure 6 shows the model implied by outer2.



**Figure 6:** *The structure implied by the outer2 model*

The array proposal contains a more extensive model that combines array and model composition features.

## References

- DeRose, S., Maler, E., and Orchard, D. (2001). XML Linking Language (XLink) Version 1.0 W3C Recommendation. Available via the World Wide Web at <http://www.w3.org/TR/2000/REC-xlink-20010627/>.
- DeRose, S., Ron Daniel, J., Grosso, P., Maler, E., Marsh, J., and Walsh, N. (2002). XML Pointer Language (XPointer) Version 1.0 W3C Working Draft 16 august 2002. Available via the World Wide Web at <http://www.w3.org/TR/2002/WD-xptr-20020816/>.
- Finney, A., Gor, V., Bornstein, B., and Mjolsness, E. (2003). Systems Biology Markup Language (SBML) Level 3 Proposal: Array features.
- Finney, A., Hucka, M., and Bolouri, H. (2002). Systems Biology Markup Language (SBML) Level 2: Structures and facilities for model definitions. Available via the World Wide Web at <http://www.sbw-sbml.org/sbml/docs/sbml-development/level-2/>.
- Ginkel, M. (2002). Modular SBML Proposal for an Extension of SBML towards level 2. In *Proceedings of 5th Forum on Software Platforms for Systems Biology (SBML Forum)*.
- Webb, J. (2003). BioSpice MDL Model Composition and Libraries. Available via the World Wide Web at <http://bio.bbn.com/biospice/mdl/design/compose.html>.